



## NAF Tournament Data Review of 2022

Mike Davies (sann0638)

This report looks at the data held in the NAF database of tournament games, so will not reflect league games or non-NAF tournament games.

### Number of Games

2022 saw a return to pre-Covid number of games, with 35k in the year, especially if you strip out the 4-yearly World Cup peak where in 2019 6000 games were played in three days in Austria.

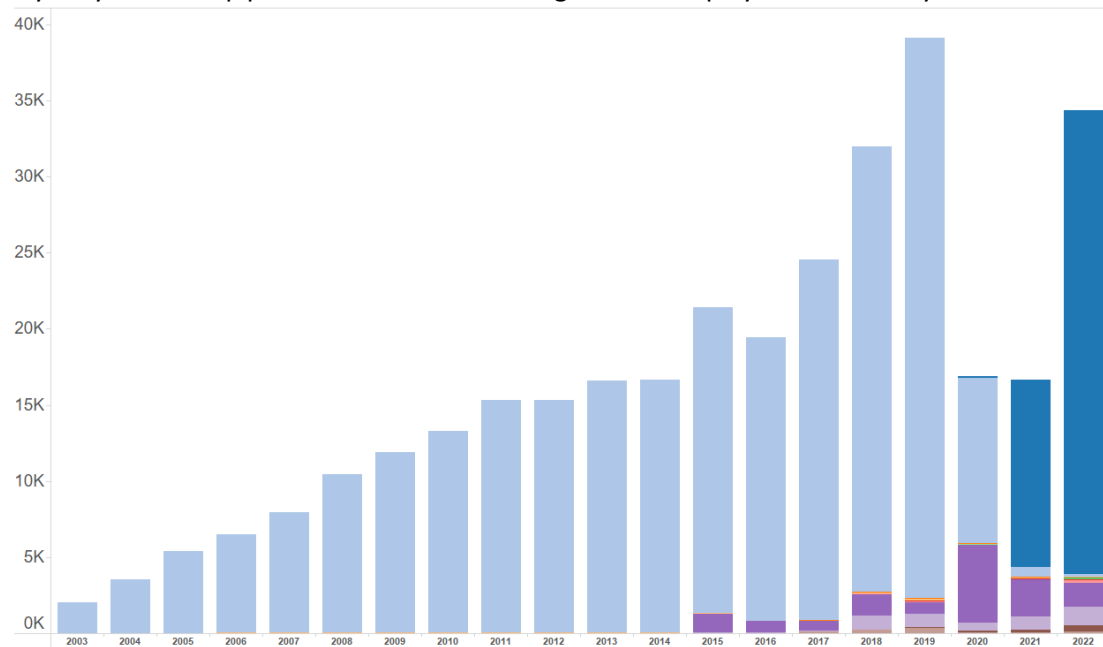


Figure 1 - Number of Games from all variants

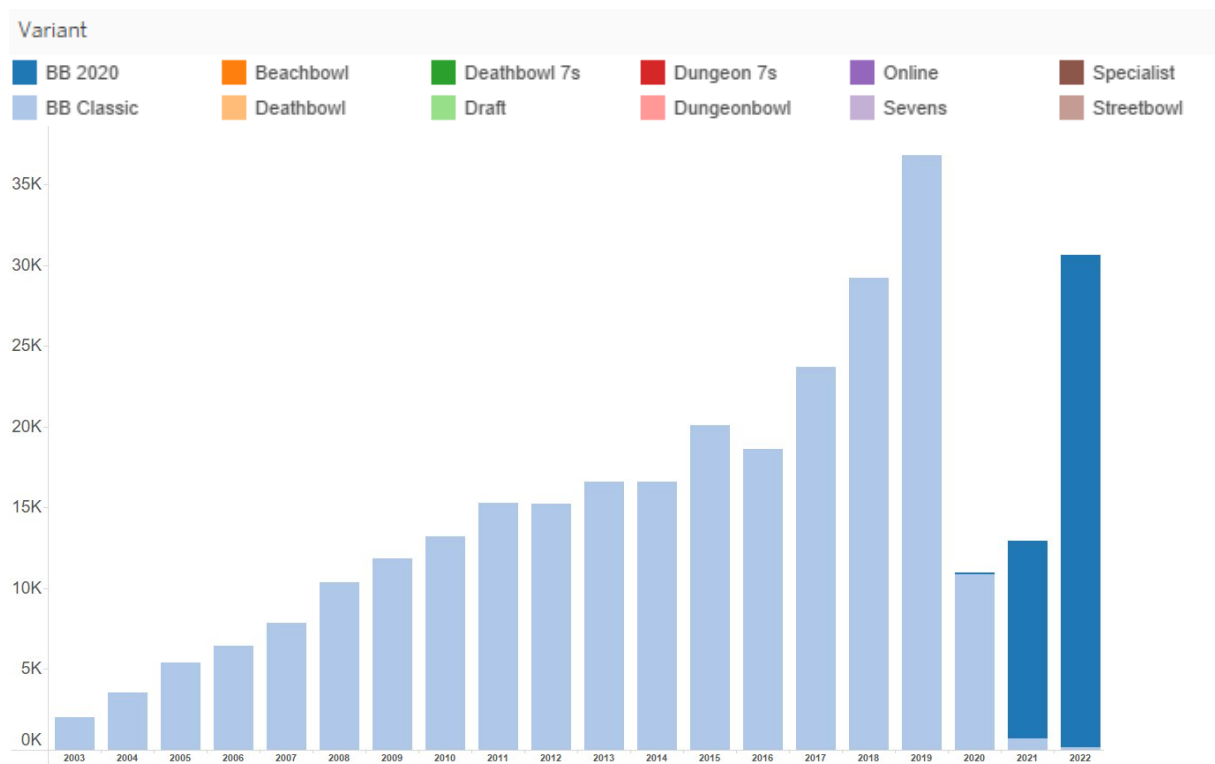
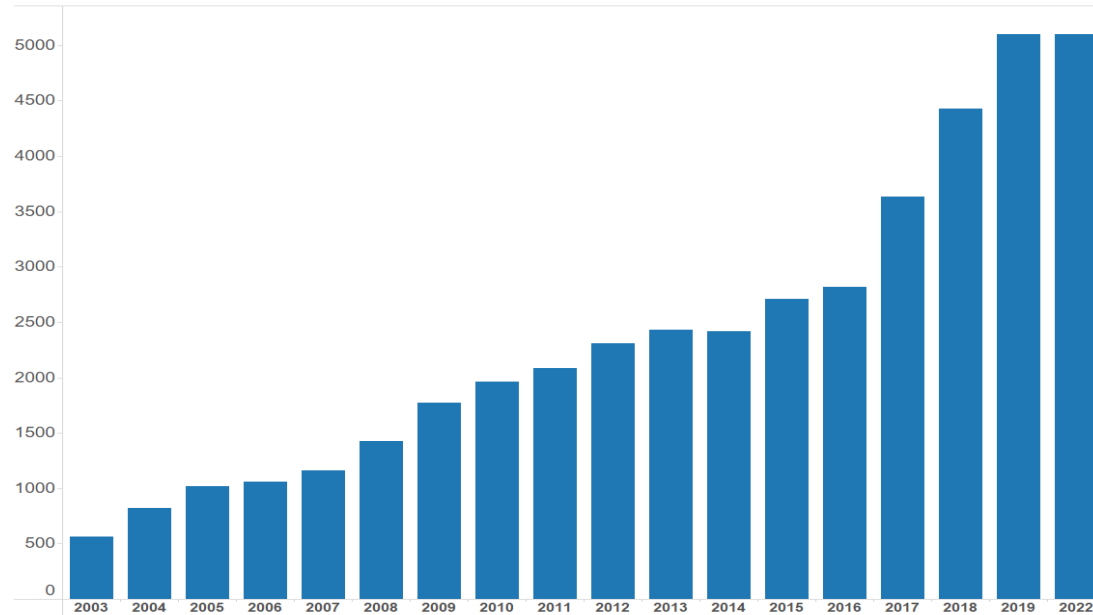


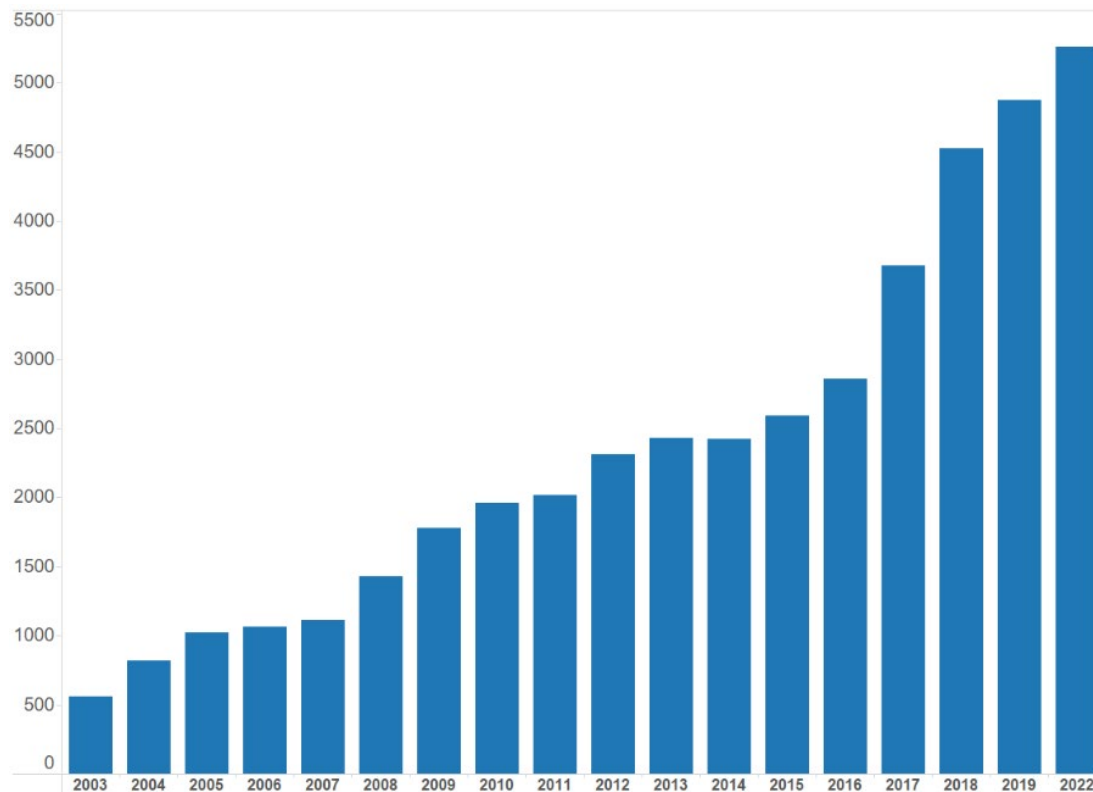
Figure 2 - Number of games of standard BB, excluding the world cup in 2019

### Number of Active Coaches

As well as number of games, we can look at the number of coaches who played in a NAF tournament in a particular year. The graph below strips out the pandemic, and shows little growth between 2019 and 2022.



However, digging into the data a little shows a slightly better picture for the growth of the game as there were around 400 people for whom the World Cup was their only tournament of 2019, with significant equivalents in 2015 and 2011, so the year on year growth has been steady. We saw a huge growth from 2016 to 2017 after the re-release by GW, but did not see the same increase with the 2020 box set.





## Majors

The UK Team Championship organised by Pipey came in at 337 participants, making it the largest non-World Cup tournament, and beating the previous incarnation's record by 50. Of course the Eurobowls are split into Eurobowl and European, but there were 430 people playing Blood Bowl in the hall that weekend, so the biggest event of the year. The NAF Championship broke new ground with 271 participants, as did Chaos Cup with 160.

UKTC is not a Major in the tournament database, but the [Nationals](#) will be in future, which is a cool development.

	2003	2004	2005	2006	2007	2008	2009	2010	2011	2012	2013	2014	2015	2016	2017	2018	2019	2022
World Cup					273				484				913				1,426	
Eurobowl												144		128	145	176		194
European												120		92	131	210		232
UK Individual Major (BB, NAFC)	119	146	126	129	98	140	147	127	189	186	156	159	150	144	208	193	192	271
Dungeon Bowl		42	63	58	69	70	80	82	93	86	90	99	69	85	88	96	101	76
Chaos Cup	22	14	18	38	34	50	30	34	56	80	75	94		81	82	108	85	160
The Spike Championship		40	8	8		26	29	47	51	52	50	37		44		42	56	
Australian Individual (Cancon, Euc)	29	35	30	38	30	46	63	72	54	50	55	46		36	20	34	60	39
Amorial Cup															98			
Ausbowl												32		36	42	24		
Other						102									34			138

## Variants

The most popular variant of BB continues to be 7s, with a decent tournament able to be held in an evening.

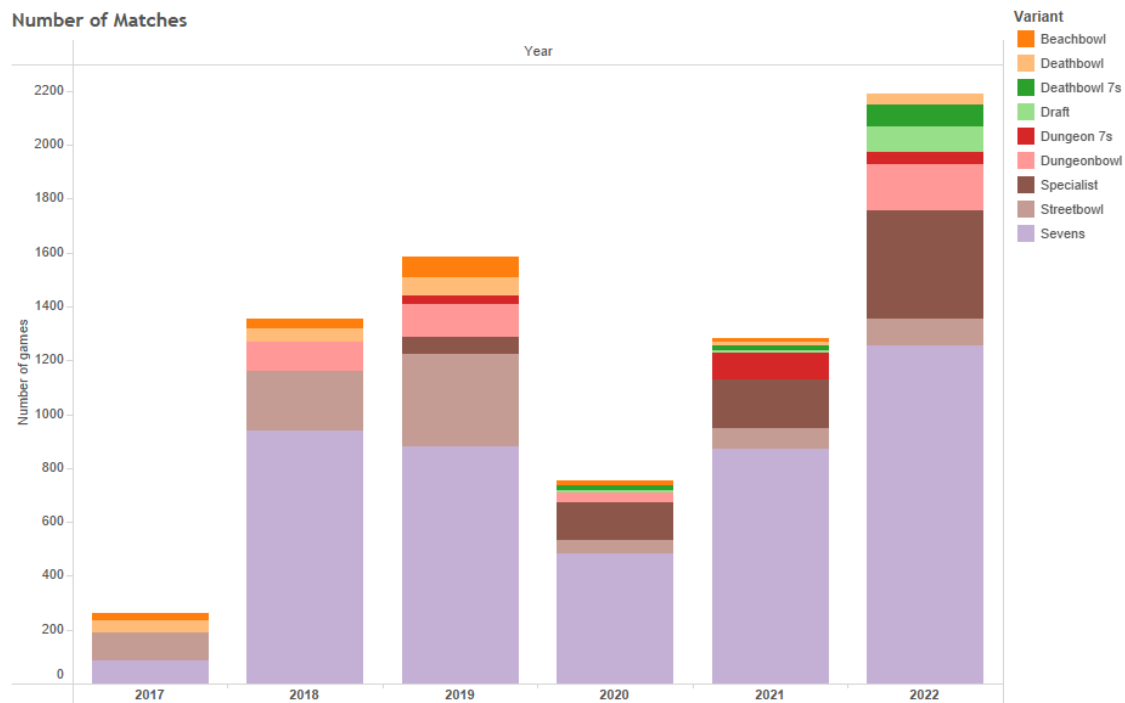


Figure 3 - Tabletop Variants 2017 - 2022

## Star Players and Tiering

The debate continues about the effect certain star players (Griff, Morg and Hakflem in particular), but this is one area where the data lets us down. Though NAF tournaments have some standardisation, there is still too much variation to be able to produce a useful data set. We looked at “is the tournament tiered” and “does the tournament allow stars”, but there were then immediately tournaments that had tiering where the lower tiers allow stars. This means that the racial data will inevitably be skewed by tournaments that allow stars, or otherwise, so as ever take the data under advisement.

The Matched Play Guide is about to be released by Games Workshop, which builds on the Eurobowl and World Cup idea of swapping skills for stars, and the use of megastars to take more skills away.

## Racial Breakdown

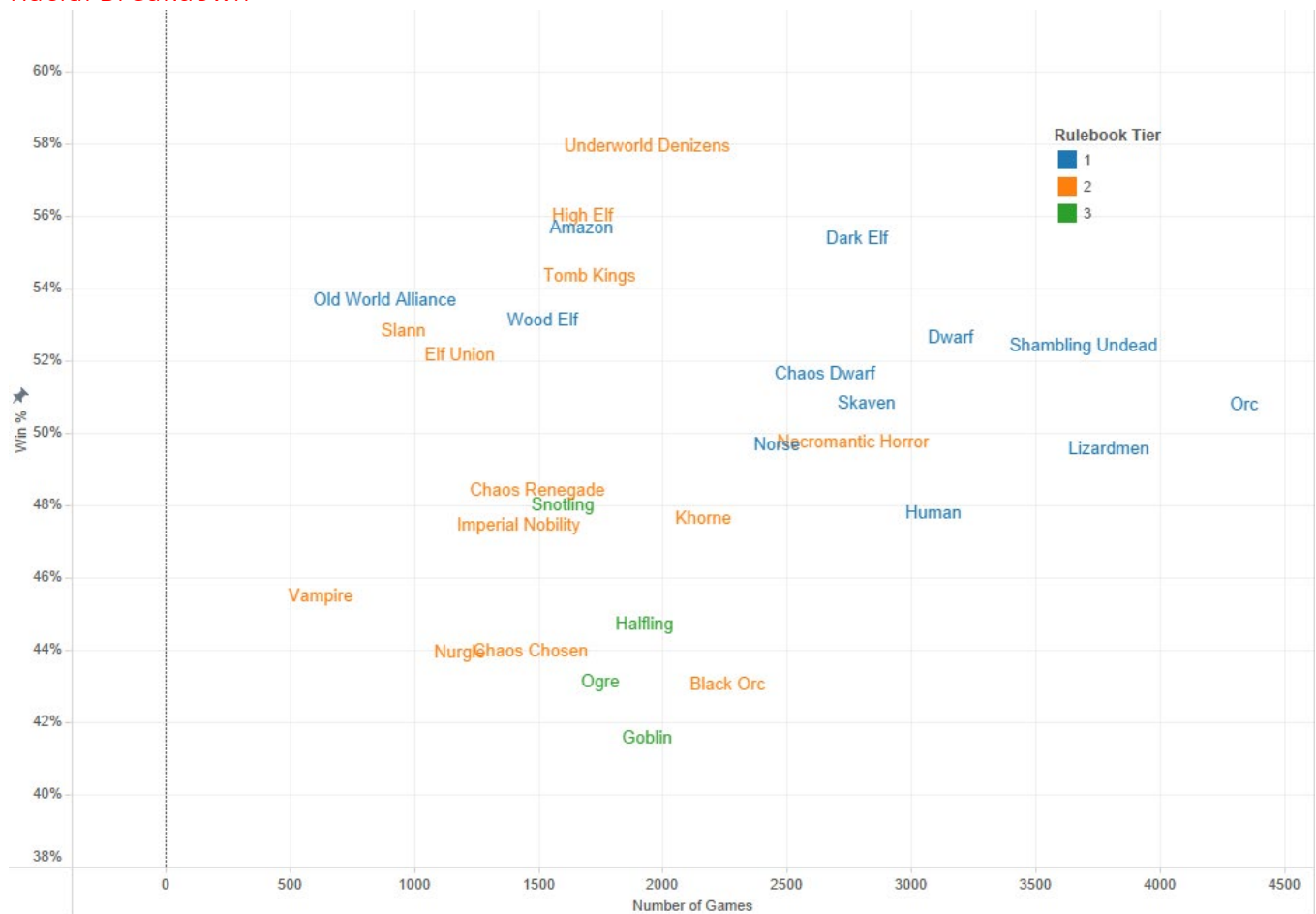


Figure 4 - Success and Popularity 2022

In 2022 the main races continue to dominate, with orcs, undead and lizards being most popular, followed by Dwarfs and Humans. Underworld were the most successful with a 58% win rate, generally but not always aided by stars. Interestingly, though we have seen the stunty teams do well with stars, enough tournaments do not use stars to keep them firmly in Tier 3. The expected (by some) vampire surge after the hypno gaze buff and animal savagery not being as bad as blood lust) never happened, and in fact Vampires were the least popular NAF race overall, lagging even Old World Alliance and Slann.

The Amazon win rating in 2023 will be one to track, as the new team is fairly different to the old one, though retaining dodge spam, they are having to spend skills to get more blodge, so limiting the guard spam build a little. High Elves, Tomb Kings and Chaos Dwarfs remain as Teams of Legend with around 52% or above win rating, so it will be interesting to see how GW treats them in the next 18 months or so.

Nurgle, Chaos and Black Orcs are well established as the worst of the non-stunty teams. Will people learn to play Black Orcs, or are they just fundamentally just slow (and thus bad) Lizards? The debate continues...

It also remains true that though the meta has strongly moved towards bash, the Elf Teams continue to have a high (or dark or wood) win percentage, so the pointy ears are not gone yet.



## Prolific Coaches

In 2022 javin23 played 10 tabletop NAF games per month for a total of 120 in the year, which while good was still a way off peterd's peak of 166 in 2019.

Storr managed to use 20 different races in his 104 games, and Barbossa's 17 different races in his 98 games means that he has now used 26 different races in Blood Bowl 2020, putting him way ahead in the challenge of using all 29 BB20 races.

A few people still used Bretonnian in "Classic" Blood Bowl games.

Most games with a single race was from Goblin specialist Yudlugar and Grave's Humans, both with 69 games in the year.

Most Games per Race			Top 20 Games Played			Most Races Played	
Race	Coach	# Games	Index	Coach	# Games	Coach	Races
Amazon	arioso	48	1	javin23	120	Storr	20
Black Orc	motzer	31	2	Volkajo	114	Barbossa	17
Bretonnian	Melifaxis	6	3	peterd	111	houseblackfyre	15
Chaos Chosen	Santo	33	4	Storr	104	vindaloo	15
Chaos Dwarf	ferra	45	5	Barbossa	98	Emi_13_	14
Chaos Renegade	Raging82	26	6	grave	94	LordBertoCaos	13
Dark Elf	MOLOK	36	7	sergio	93	howlinggriffon	13
Dwarf	javin23	46	8	Gr4n0t4	92	Eldryr	12
Elf Union	Narok	30	9	arioso	88	Neo_chains	12
Goblin	Yudlugar	69	10	Ivan_Landwehr	85	Sebco	12
Halfling	Twyllenimor	36	11	Shirokov	85	Volkajo	12
High Elf	GColeman76	37	12	Spielmacher	85	javin23	12
Human	grave	69	13	Jazmin	83		
Imperial Nobility	CharlieBanks	27	14	bululito	81		
Khorne	eldritchfox	34	15	houseblackfyre	81		
Lizardmen	Pijs	56	16	abaddon	80		
Necromantic Hor..	Palmlaiga	42	17	Eldryr	75		
Norse	haychdee	33	18	SirMayans	75		
Nurgle	BillyPanther	20	19	calltroop	75		
Ogre	Alvar	27	20	Panzer68	73		
Old World Allian..	thatasianguy	36					
Orc	Blackorcdown	54					
Shambling Unde..	Davouille	44					
Skaven	Heroic_Tackle	36					
Slann	C.Hamming	34					
Snotling	DurdOun	28					
Tomb Kings	Dadayou	46					
Underworld Deni..	lonas	41					
Vampire	undress_	28					
Wood Elf	Foxxx	46					

Figure 5 - Prolific Coaches 2022

## Tournament Winners

Storr was a jack of all trades as above, but also the master of quite a few, winning 8 tournaments for the mighty country of Andorra (I don't think he's Andorran).

Champions				Coach Nation
Index	NAF Name	Nation	Winner	All
1	Storr	Andorra	8	Year 2022 to 2022
2	javin23	Spain	6	
3	Shirokov	Spain	5	Variant Multiple values
4	Trefenwyd	United States of America	5	
5	bletos	Spain	5	
6	Grither	United States of America	4	
7	Ivan_Landwehr	Spain	4	

Stunty Cup			Best Painted		
Index	NAF Name	Stunty Cup	Index	NAF Name	Best Painted
1	BLUEWING711	6	1	AMSFELD	4
2	Volkajo	5	2	Purgatus	4
3	Yudlugar	5	3	Rolex	4
4	LORD_BONAN	3	4	chaoshugs	4
5	bubba	3	5	Jarvi	3
6	home_up	3	6	badluckhoii	3

Most Touchdowns			Most Casualties		
Index	NAF Name	Most Touchdowns	Index	NAF Name	Most Casualties
1	Flownaldinho	4	1	Eldryr	4
2	Skuld	4	2	javin23	4
3	Alronno	3	3	Atlas04	3
4	Baphomet_72	3	4	Flownaldinho	3
5	Breakmonker	3	5	Volkajo	3
6	Chewblocka	3	6	strange19	3



## Growth Across the World

To look at growth internationally I've looked at the number of individual BB tournaments, excluding variants, excluding those that did not take place or did not get their games registered. I've also excluded 2020 and 2021 due to the impact of Covid to show a sensible pattern of growth.

Colombia, Lithuania and Slovenia all hosted their first NAF tournaments, and the UK and US both hosted around two a week, with the UK almost taking the top spot in the number of tournaments. When taking travel time into consideration, the UK is definitely the place to go for BB.

Spain, France and Italy all returned to pre-Covid levels of tournaments, whereas Germany actually grew by 50% over 2019 levels.

In the Southern Hemisphere Australia had 1 or 2 tournaments a month, while New Zealand only hosted 4. Here's hoping for a Kiwi surge in 2023!

Figure 6 - Tournaments per Country

Country	2016	2017	2018	2019	2022
Argentina		1		1	
Australia	12	15	14	20	16
Austria		1	4	3	5
Belgium	11	12	14	14	10
Brazil				3	
Bulgaria			2	2	2
Canada	18	27	30	33	22
Chile		1	4	5	8
Colombia					1
Czech Republic		5	2	3	3
Denmark	5	14	12	16	9
Finland	1	3	6	8	7
France	35	46	54	45	45
Germany	25	23	28	33	47
Greece			3	2	4
Hungary	2	4	1	2	1
Italy	32	31	33	37	32
Lithuania					1
Malta	1	4	4	12	10
Mexico				1	3
Netherlands	5	4	7	8	5
New Zealand	6	7	7	6	4
Norway	1	4	4	5	5
Poland	1	6	8	10	11
Portugal		2	3	5	6
Slovenia					1
South Africa		2	3	2	1
Spain	48	60	73	72	77
Sweden	12	14	10	11	13
Switzerland	3	5	4	2	5
United Kingdom	41	59	84	95	101
United States	49	78	104	108	102
Uruguay		8	8	1	2

## Looking Forward

The big event of 2023 is the World Cup in Alicante, Spain in September 2023. This could be around 2000 coaches playing 9 games each, so around 9000 games in one weekend! You are also likely to see many tournaments using the world cup rules, so I am considering a "world cup rules" marker in the description of the tournament to pick these up.

Chaos Cup has moved to Florida from its normal Chicago home, but the other majors stay in place. The big team tournaments return and there are more [Nationals](#) being announced, so check out NAF social media for more details of these.

You can find a full list of upcoming tournaments with maps [here](#), and my [Tableau Public profile](#) contains interactive versions of all the analysis above.

Finally, I'll be interested to see the effect of Tourplay on how tournaments are organised. You can view [all tournaments organised](#) on the system, and the Venn diagram of tournaments in Tourplay and NAF tournaments would be the first time to really see how many tournaments are going on around the world that are not NAF sanctioned, I'm guessing usually because the organisers either don't know about the NAF or don't see the value. One to watch, and extraction of data from Tourplay would be great!